PROSPETTO TRAVE IN C.A.P. Sc. 1:20

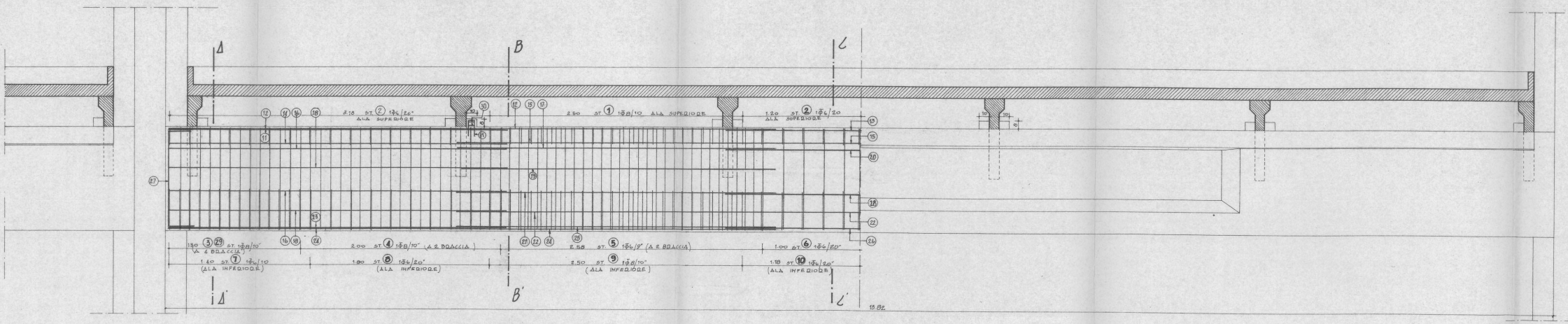
A
B
C
3.18 ST. ② 1Φ6/20" ALA SUPERIORE
2.50 ST. ① 1Φ8/10 ALA SUPERIORE
1.20 ST. ② 1Φ6/20 ALA SUPERIORE
⑫ ⑭ ⑯ ⑱ ⑪ ⑩ ㉚ ㉛ ⑫ ⑮ ⑰ ⑲ ⑬ ⑮ ⑳ ㉘ ㉒ ㉖ ㉗ ㉓
⑯ ⑱ ㉔ ㉑ ㉒ ㉔ ㉕
1.30 ③ ㉙ ST. 1Φ8/10" (A 4 BRACCIA)
2.00 ST. ④ 1Φ8/10" (A 2 BRACCIA)
2.58 ST. ⑤ 1Φ6/9" (A 2 BRACCIA)
1.00 ST. ⑥ 1Φ6/20"
1.40 ST. ⑦ 1Φ6/10 (ALA INFERIORE)
1.80 ST. ⑧ 1Φ6/20" (ALA INFERIORE)
2.50 ST. ⑨ 1Φ8/10" (ALA INFERIORE)
1.18 ST. ⑩ 1Φ6/20" (ALA INFERIORE)
A'
B'
C'
13.82

PIANTA Sc. 1:20

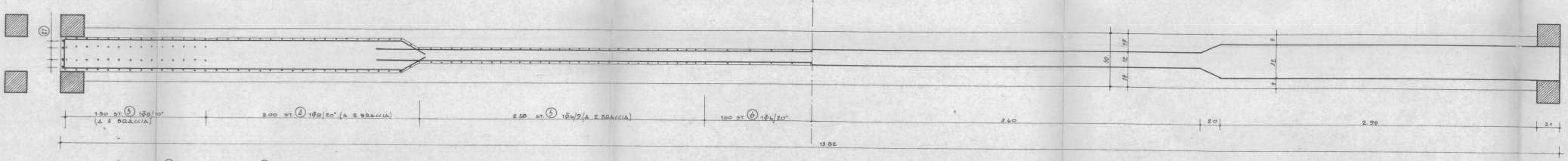
㉗
1.30 ST. ③ 1Φ8/10" (A 4 BRACCIA)
2.00 ST. ④ 1Φ8/20" (A 2 BRACCIA)
2.58 ST. ⑤ 1Φ6/9" (A 2 BRACCIA)
1.00 ST. ⑥ 1Φ6/20"
13.82
8.60
20
2.90
21
50
19
12
19
9
12
9

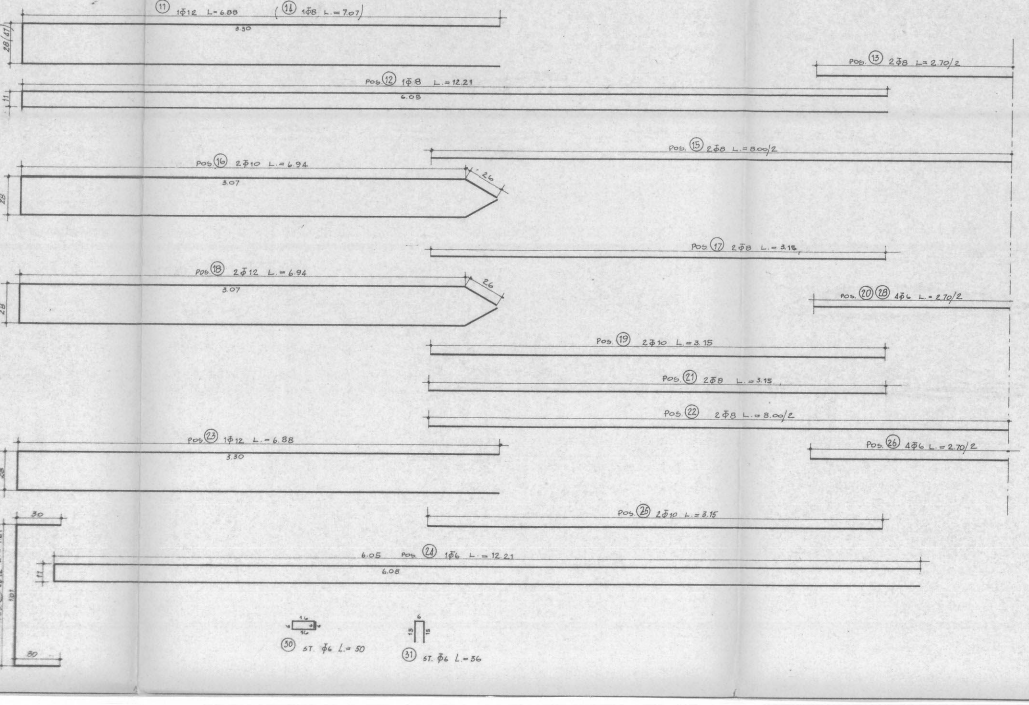
⑪ 1Φ12 L = 6.88 (⑭ 1Φ8 L = 7.07)
3.30
28 (41)
Pos. ⑫ 1Φ8 L = 12.21
6.08
11
Pos. ⑬ 2Φ8 L = 2.70/2
Pos. ⑮ 2Φ8 L = 8.00/2
Pos. ⑯ 2Φ10 L = 6.94
3.07
26
28
Pos. ⑰ 2Φ8 L = 3.15
Pos. ⑱ 2Φ12 L = 6.94
3.07
26
28
Pos. ⑳ ㉘ 4Φ6 L = 2.70/2
Pos. ⑲ 2Φ10 L = 3.15
Pos. ㉑ 2Φ8 L = 3.15
Pos. ㉒ 2Φ8 L = 8.00/2
Pos. ㉓ 1Φ12 L = 6.88
3.30
28
Pos. ㉖ 4Φ6 L = 2.70/2
Pos. ㉕ 2Φ10 L = 3.15
30
Pos. ㉗ Φ12 L = 1.61
101
80
6.05 Pos. ㉔ 1Φ6 L = 12.21
6.08
11
㉚ ST. Φ6 L = 50
㉛ ST. Φ6 L = 36

SEZ. A-A' Sc. 1:10

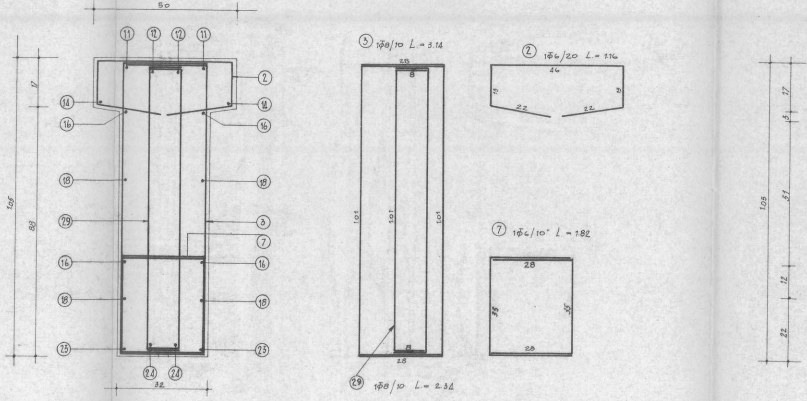
50
⑪ ⑫ ⑫ ⑪
②
⑭ ⑭
⑯ ⑯
⑱ ⑱
㉙ ③
⑦
⑯ ⑯
⑱ ⑱
㉓ ㉓
㉔ ㉔
32
105
88
17
③ 1Φ8/10 L = 3.14
28
8
1.01
1.01
1.01
㉙ 1Φ8/10 L = 2.34
② 1Φ6/20 L = 1.16
46
13
22
22
⑦ 1Φ6/10" L = 1.82
28
35
35
28
105
17
3
51
12
22

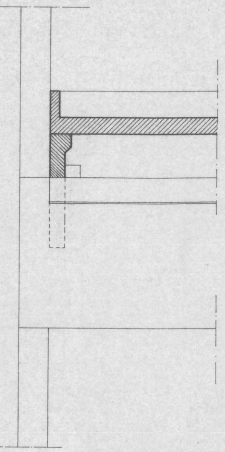

SEZ. TRAVE PRINC. IN CORRISPONDENZA APPOGGIO TRAVE SECOND. IN C.A. Sc. 1:10

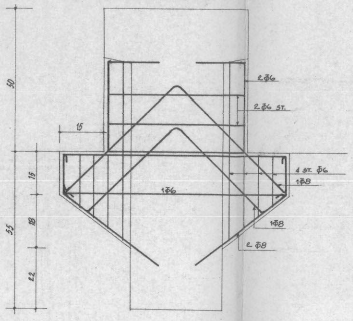
50
15
2 Φ6
2 Φ6 ST.
4 ST. Φ6
1Φ8
1Φ6
1Φ8
2 Φ8
15
18
55
22

SEZ. TRAVE PRINC. IN CORRISPONDENZA APPOGGIO TRAVE SECOND. IN C.A.P. Sc. 1:10

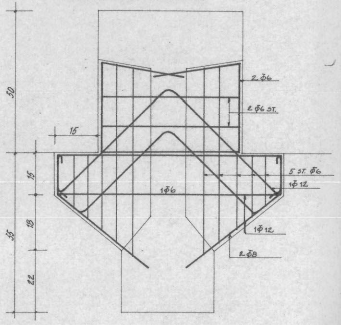
50
15
2 Φ6
2 Φ6 ST.
5 ST. Φ6
1Φ12
1Φ6
1Φ12
2 Φ8
15
18
55
22

SEZ. B-B' Sc. 1:10

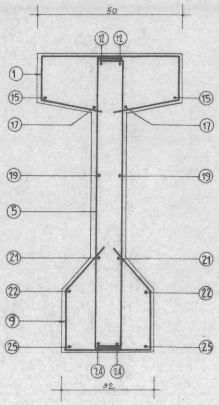
50
12
12
1
15
15
17
17
19
19
5
21
21
22
22
9
25
25
24
24
32

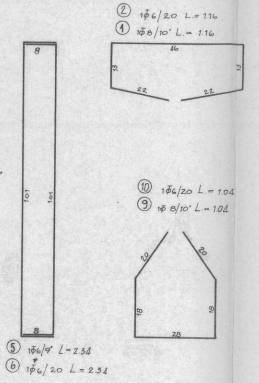
8
101
101
8
5 1Φ6/9' L=2.34
6 1Φ6/20 L=2.34
2 1Φ6/20 L=1.16
4 1Φ8/10' L=1.16
46
13
13
22
22
10 1Φ6/20 L=1.04
9 1Φ8/10' L=1.04
20
20
18
18
28

SEZ. C-C' Sc. 1:10

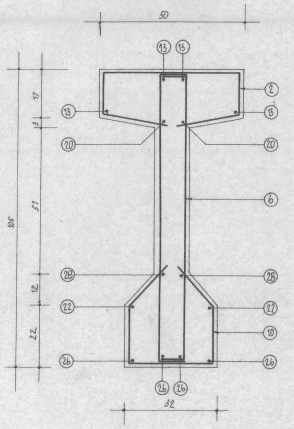
50
13
13
2
15
15
20
20
6
28
28
22
22
10
26
26
26
26
17
3
51
105
12
22
32

POSIZIONE TREFOLI Sc. 1:10

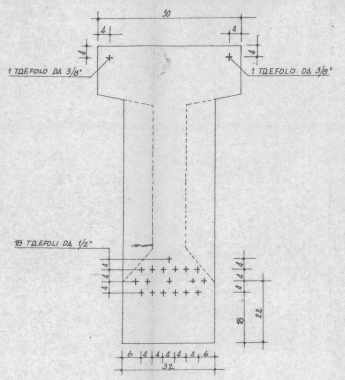
50
4
4
4
4
1 TREFOLO DA 3/8"
1 TREFOLO DA 3/8"
18 TREFOLI DA 1/2"
4
4
4
4
4
4
18
22
6 4 4 4 4 4 6
32

PROSPETTO MENSOLA IN C.A.P. Sc. 1:20 TIPO 1

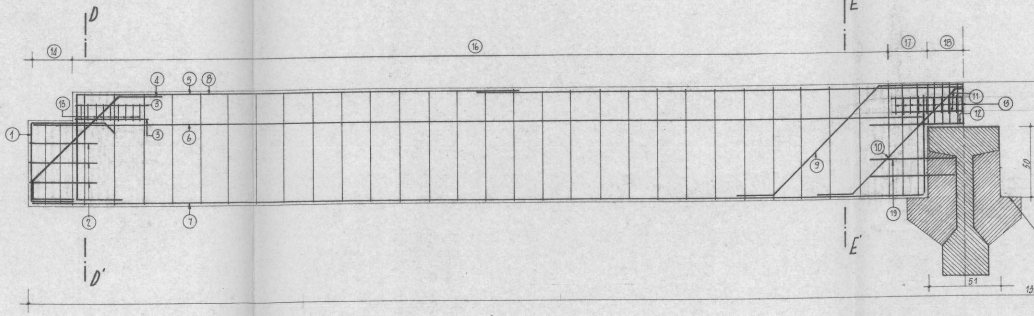
D
D'
E
E'
14
16
17
18
4
5
8
3
3
15
1
2
6
7
9
10
11
12
13
19
50
51

PIANTA Sc. 1:20

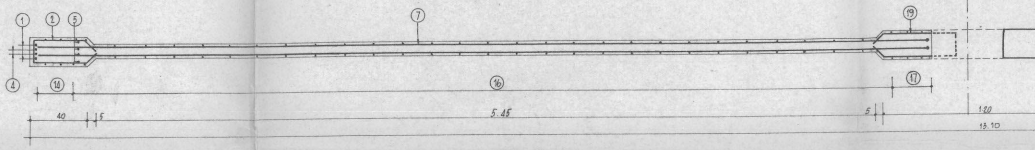
1
2
5
4
7
19
14
16
17
40
5
5.45
5
1.20
13.10

ARMATURA Sc. 1:20

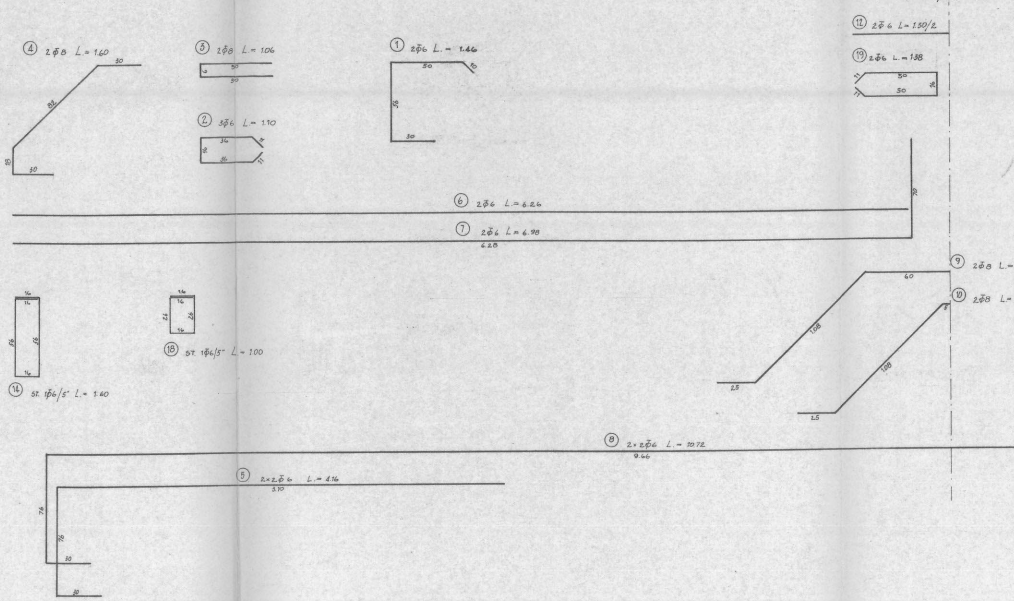
4 2Φ8 L=1.60
30
82
15
30
3 2Φ8 L=1.06
50
50
6
2 3Φ6 L=1.10
36
36
16
11
11
1 2Φ6 L=1.46
50
36
30
10
11 4Φ6 L=200/2
12 2Φ6 L=1.30/2
19 2Φ6 L=1.38
50
50
16
11
11
6 2Φ6 L=6.26
7 2Φ6 L=6.98
6.28
70
9 2Φ8 L=
10 2Φ8 L=
60
1.08
1.08
25
25
5
14 ST. 1Φ6/5' L=1.40
16
16
56
56
16
16
18 ST. 1Φ6/5' L=1.00
16
16
24
24
16
8 2×2Φ6 L=10.72
9.66
5 2×2Φ6 L=4.16
3.10
76
76
30
30


30
20
60
80
PRIMA DELLA POSA STENDERE UNO STRATO DI MALTA "EMBECO,
10


5
10
5
20
5
3.45
5
40

SEZ. D-D' Sc. 1:10

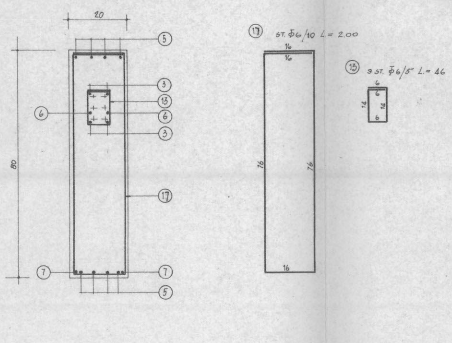
20
80
⑤
③
⑬
⑥
⑥
③
⑰
⑦
⑦
⑤
⑰ ST. Φ6/10 L= 2.00
16
16
76
76
16
⑮ 9 ST. Φ6/5" L= 46
6
6
14
14
6

SEZ. E-E' Sc. 1:10

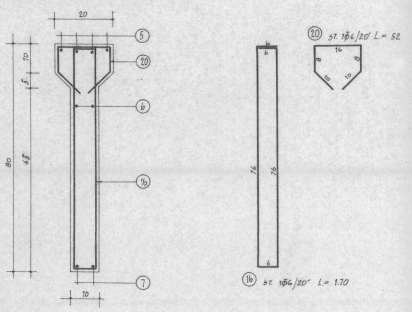
20
10
5
45
80
⑤
⑳
⑥
⑯
⑦
10
⑳ ST. 1Φ6/20" L= 52
16
8
8
10
10
6
76
76
6
⑯ ST. 1Φ6/20" L= 1.70

POSIZIONE TREFOLI Sc. 1:10

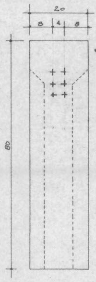
20
8
4
8
80
4
4
11⁵
15⁵

PROSPETTO MENSOLA IN C.A. Sc. 1:20 TIPO 2

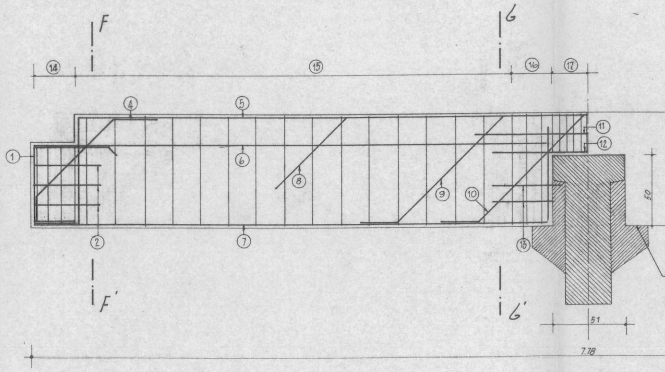
F
F'
G
G'
⑭
⑮
⑯
⑰
①
②
④
⑤
⑥
⑦
⑧
⑨
⑩
⑪
⑫
⑬
50
51
7.78

PIANTA Sc. 1:20

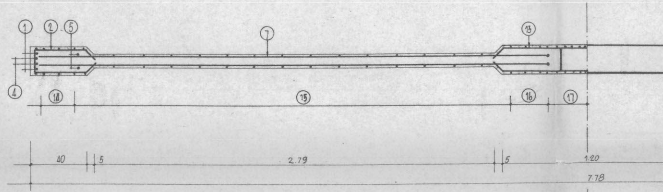
①
②
⑤
④
⑦
⑬
⑭
⑮
⑯
⑰
10
5
2.79
5
1.20
7.78

ARMATURA Sc. 1:20

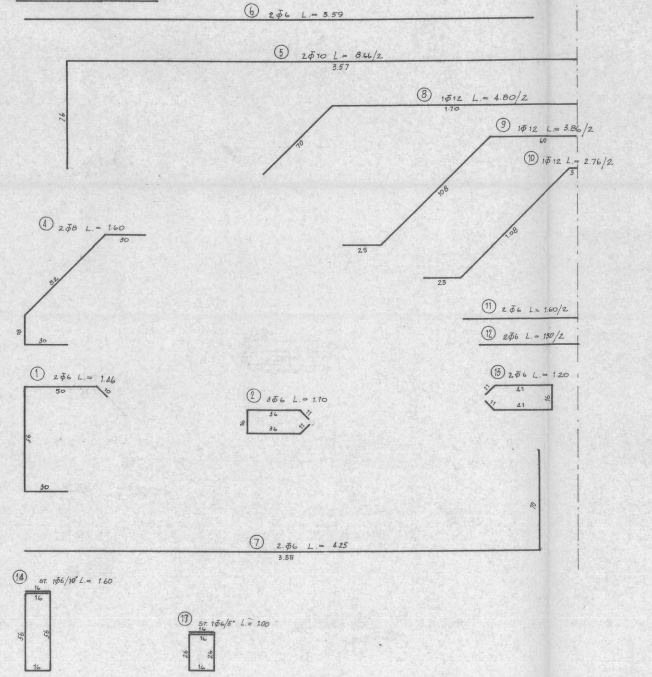
⑥ 2Φ6 L.= 3.59
⑤ 2Φ10 L.= 8.66/2
3.57
76
⑧ 1Φ12 L.= 4.80/2
1.70
70
⑨ 1Φ12 L.= 3.86/2
60
108
25
⑩ 1Φ12 L.= 2.76/2
5
108
23
④ 2Φ8 L.= 1.60
30
82
10
30
⑪ 2Φ6 L.= 1.60/2
⑫ 2Φ6 L.= 1.50/2
① 2Φ6 L.= 1.46
50
10
56
30
② 3Φ6 L.= 1.10
36
36
16
11
11
⑬ 2Φ6 L.= 1.20
11
11
41
41
16
70
⑦ 2Φ6 L.= 4.25
3.55
⑭ ST. 1Φ6/10" L.= 1.60
16
16
56
56
16
⑰ ST. 1Φ6/5" L.= 1.00
16
16
26
26
16



PRIMA DELLA POSA STENDERE
UNO STRATO DI MALTA "EMBECO.

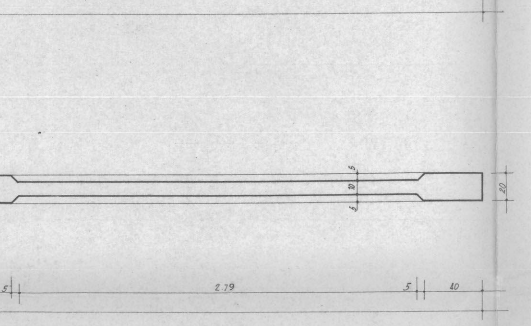
5
10
5
20
2.79
5
10

PROSPETTO MENSOLA IN C.A. Sc. 1:20 TIPO 3

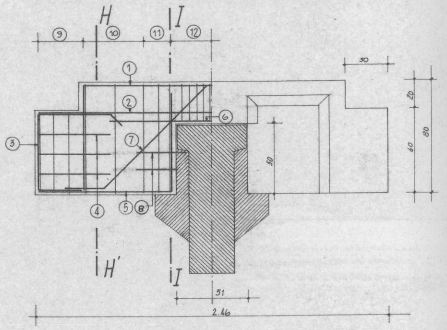
H
I
9
10
11
12
1
2
7
3
4
5
8
6
H'
I'
30
50
20
60
80
51
2.46

PIANTA Sc. 1:20

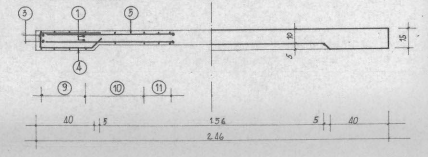
3
1
5
4
10
5
15
9
10
11
10
3
1.56
5
10
2.46

SEZ. F-F' Sc. 1:10

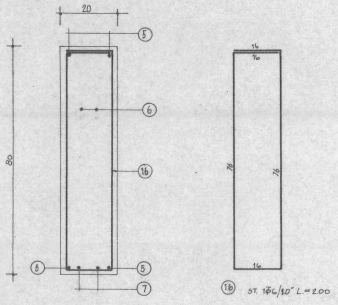
20
5
6
16
80
5
5
7
16
76
76
16

⑯ ST. 1Φ6/10' L.=2.00

SEZ. G-G' Sc. 1:10

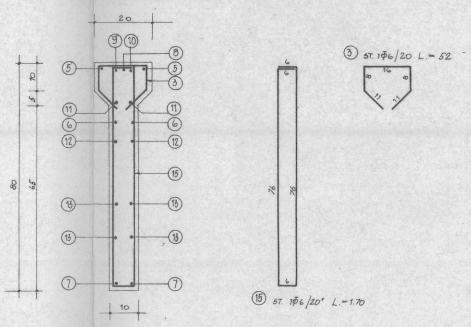
20
9
10
8
5
5
3
11
11
6
6
12
12
15
13
13
13
13
7
7
10
80
10
5
65
6
76
76
6
16
8
8
11
11

⑮ ST. 1Φ6/20' L.=1.70

③ ST. 1Φ6/20 L.=52

ARMATURA Sc. 1:20

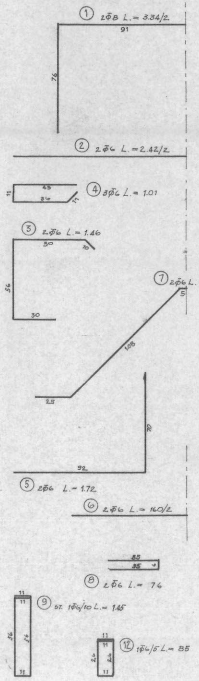
91
76
45
34
11
11
30
56
30
10
108
25
70
92
85
85
4
11
11
56
54
11
11
11
26
24
11

① 2Φ8 L.=3.34/2

② 2Φ6 L.=2.42/2

④ 3Φ6 L.=1.01

③ 2Φ6 L.=1.46

⑦ 2Φ6 L.=2.76/2

⑤ 2Φ6 L.=1.72

⑥ 2Φ6 L.=160/2

⑧ 2Φ6 L.=74

⑨ ST. 1Φ6/10 L.=1.45

⑫ 1Φ6/5 L.=85

SEZ H-H' Sc. 1:10

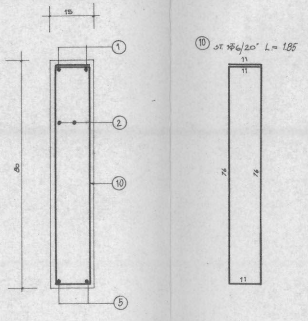
15
1
2
10
5
80
11
11
76
76
11

⑩ ST. 1Φ6/20' L.=1.85

SEZ. I-I' Sc. 1:10

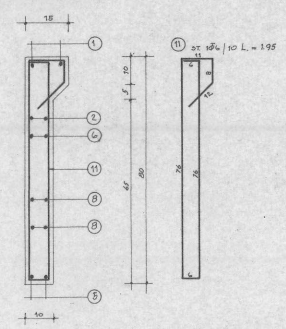
15
1
2
6
11
8
8
5
10
10
5
65
80
11
6
8
12
76
76
6

⑪ ST. 1Φ6/10 L.=1.95

SEZIONE TRAVETTA DI BORDO Sc. 1:10

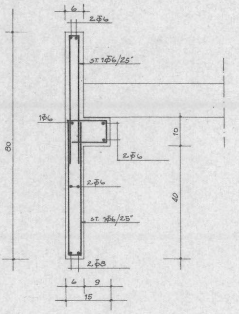

6
2 Φ6
ST. 1Φ6/25"
1Φ6
80
2 Φ6
10
2 Φ6
40
ST. 1Φ6/25"
2 Φ8
4
9
15

ORIGINALE

Div. IIIª - LL. PP.
DATA
- 9 OTT. 1965
Prot. n. 9803

Impresa Costruzioni
Ing. PIO GUARALDO

	ufficio tecnico impresa ing. **pio guaraldo**	strade castellana paese - tv - (tel. 22572)
16/69	ARMATURA E DIMENSIONAMENTO DELLE TRAVI IN C.A.P. E C.A. DI COPERTURA	
scale 1:20 1:10 1:2	Progetto del " FORO BOARIO " di Padova in località Chiesanuova	prog.: dott. ing. Giandomenico Cocca dis. data 2 AGO 1965